



Get Kids Thinking on Their Feet - Literally!

Jenn Mongold
Spanish Teacher
Cosgrove Middle School, Spencerport

About Me



- 19th year teaching
- Cosgrove Middle School, Spencerport
- Currently teaching grade 7 Spanish and DigCit
- 2nd year 1:1
- 1st year focusing on CI integration
- LMS = Schoology
- Microsoft - Office 365 District
- Program begins in 7th grade
- FLACS exam for Checkpoint A

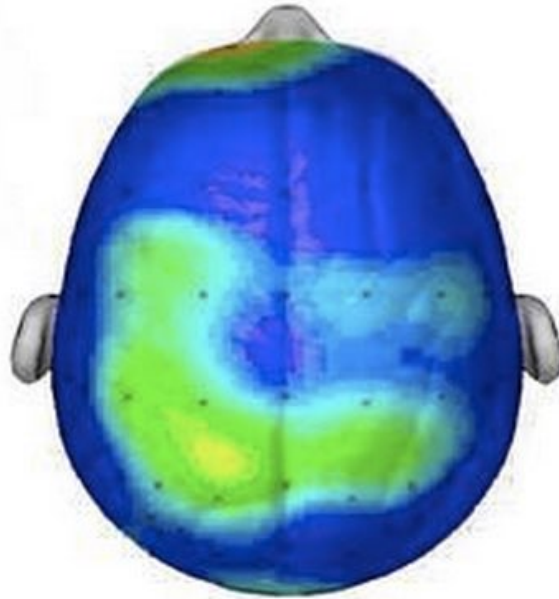
3 Fist Bumps

- Introduce yourself
- Say what languages you speak
- Say where you are in your career
- Move onto the next person
- When you finish, return to seat

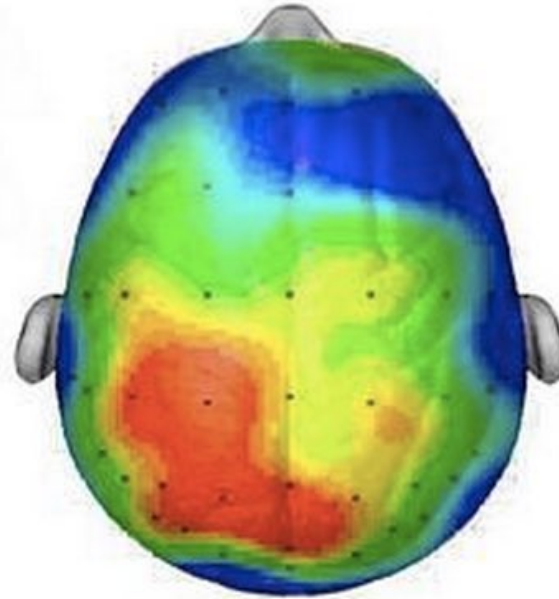


Why should we get kids moving?

Composite of 20 student brains taking the same test



After sitting quietly



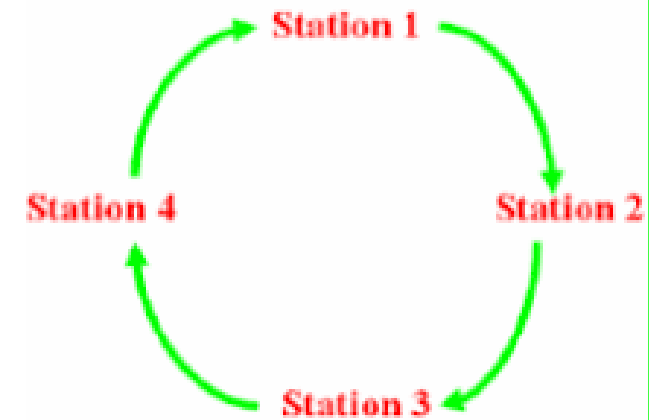
After 20 minute walk

Gallery Walks

Gallery Walk is a discussion technique that gets students out of their chairs and into a mode of active engagement. The advantage of the method is its flexibility and the variety of benefits for students and instructor alike. Apr 2, 2008

What is Gallery Walk? - SERC

serc.carleton.edu/introgeo/gallerywalk/what.html



* Also referred to as Walking Tour, Walk About, Carousel Activity

Our Gallery Walk

Research on sedentary risks

- (Regular inactivity has risks) including cardio-metabolic risk biomarkers, type 2 diabetes and premature mortality.



- Inactivity is a leading contributor to chronic health problems



Increased focus

Regularly-scheduled movement breaks throughout the day and movement used within and between lessons results in better-behaved, more engaged students who can more easily focus on and retain what they are supposed to be learning.



FACT #4

THE HUMAN BRAIN
PROCESSES VISUAL
INFORMATION
60,000X
FASTER THAN TEXT



<http://blog.10share.net/2014/11/10/the-power-of-visuals-10-facts-you-need-to-know/>

- Find your partner/trio
- Grab a clip board if you want one
- Complete the graphic organizer using the info posted
- **YOU decide what info you find valuable!

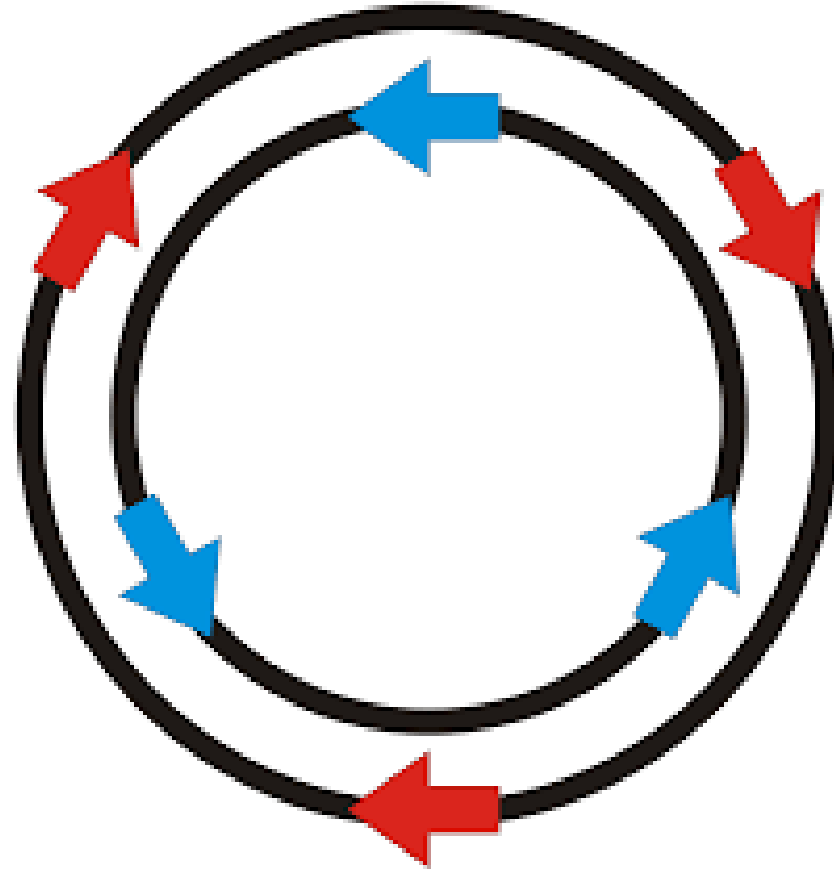
Huddles

- Groups of 3-5
- Huddle in
- Share your finding
- High 5 each other before you go!



Strategies to use anytime

- Scavenger Hunts
- Back-to-Back
- Inner/Outer Circle
- Dyadic Belt
- High 5



“Speed Dating”

- Students prepare questions
- Set timer for set time
- Students move to next partner at buzzer
- Tally similarities and differences



Nombre _____ Clase _____

Preguntas de Familia - El Preguntón

| Pregunta | Respuesta |
|--------------------------------------|-----------|
| ¿Cómo es tu familia? | |
| ¿Cuántas personas hay en tu familia? | |
| ¿Cuántos hermanos tienes? | |
| ¿Con quién vives? | |
| ¿Cuántos primos tienes? | |
| ¿Cuántos abuelos tienes? | |
| ¿Cuántos tíos tienes? | |
| ¿Cuántas personas viven en tu casa? | |
| ¿Tienes un animal doméstico? | |
| ¿Qué tipo de animal tienes? | |

| Respuestas Similares | Respuestas Diferentes |
|----------------------|-----------------------|
| | |

4 Corners

I Love



I Like



I DON'T LIKE



I DON'T LIKE AT
ALL!



Conjugation Cross Fit



Relay Race

CARRERA DE VERBOS

emPieza

TRADUZCAN DOS PALABRAS

1. I
2. You (feminine, singular)
3. He
4. She
5. You (feminine, plural)
6. We
7. "You" (feminine)
8. They (feminine, plural)
9. They (feminine, plural)
10. You all (feminine, plural)

TRADUZCAN DOS FRASES

1. to clean my room
2. to wash the dishes
3. to set the table
4. to clear the table
5. to do homework
6. to help
7. to cook
8. to prepare the food
9. to fix the car
10. to study

CONJUGATE THE VERB TO THE FORM GIVEN

1. to (limpiar)
2. to (cocinar)
3. to (preparar la comida)
4. to (limpiar)
5. to (ayudar)
6. to (estudiar)
7. to (limpiar)
8. to (preparar la comida)
9. to (limpiar)
10. to (estudiar)

TRADUZCAN UNA FRASE

1. I like
2. I don't like
3. I have to
4. I feel like
5. (Someone else) HAS to

CONTESTEN UNA PREGUNTA

1. ¿Cómo se llama tu casa?
2. ¿Cómo se llama tu ciudad?
3. ¿Cómo se llama tu escuela?
4. ¿Cómo se llama tu profesor?
5. ¿Cómo se llama tu amigo?

FIN



Skating

PATiNAJe




trabaj

escrib

o

imos



Classic TPR




TPRS

iActúelo!



Carousel



Describe your family.



Describe your house.

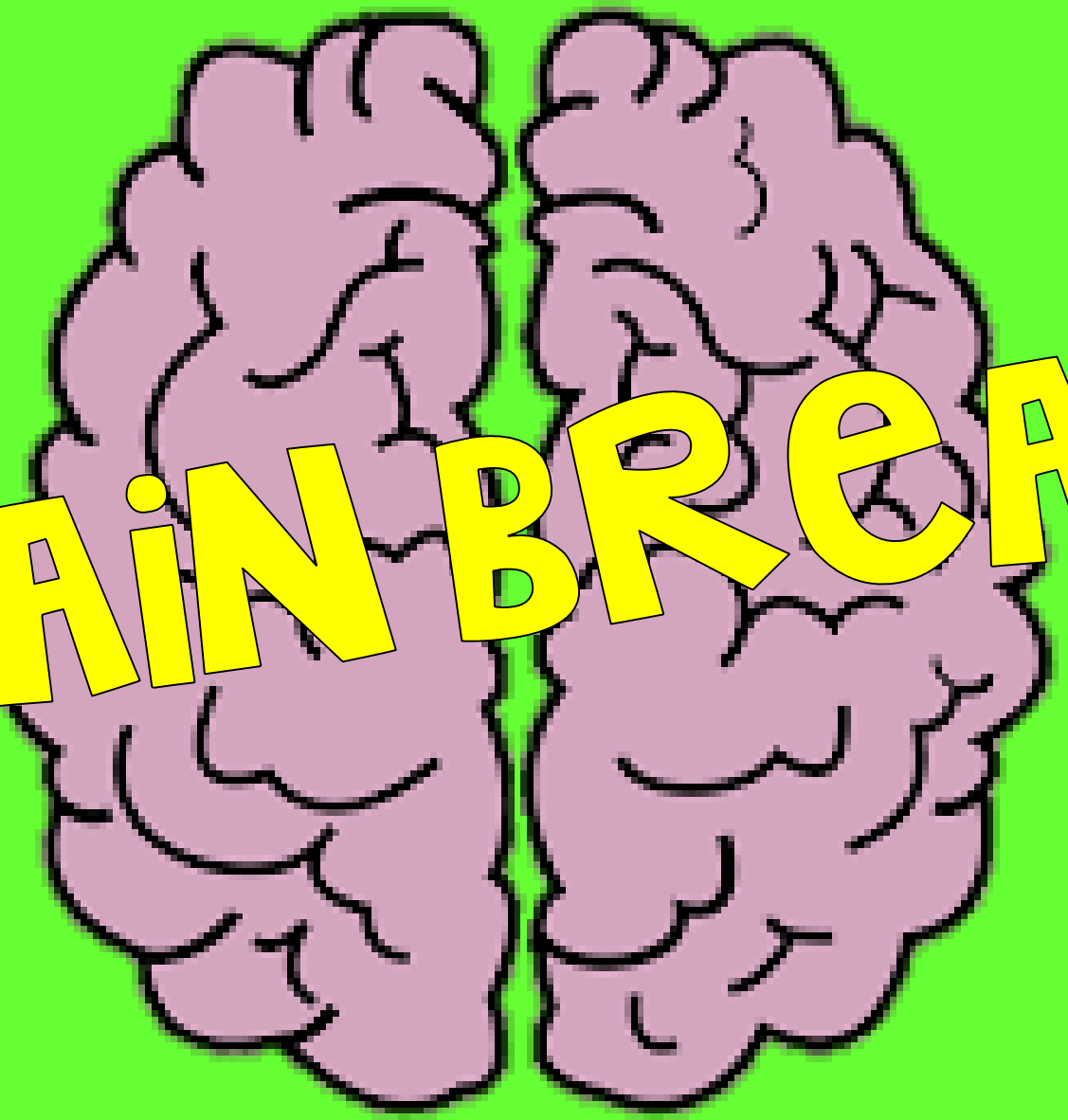
QR Codes



2. If you want to say, "I am nice and caring":


- Find the word you would use for "I am". Go to that folder in the room.
- Unscramble the sentence that is there.
- Write the sentence on the line:

- Check your sentence using the QR code.



BRAiN BREAKS

DESCANSO CEREBRAL



Piedra - Papel - Tijeras - Dale

Descanso Cerebral



Casa 

– Árbol 

– Piedra 

MANOS ARRIBA



Diez




1 2 3 4 5 6 7 8 9 10

"PIKACHU"

La Maestra Loca



Closure



Takeaways

Questions?

Thank you! Let's connect:



jmongold@spencerportschools.org



[senoramongold](https://www.instagram.com/senoramongold)



[@senoramongold](https://twitter.com/senoramongold)